

THE PILOT WALK

Hack

WHEN to use it

When you walk your dog in “human land”:

modern environments such as cities and suburbs which have a number of conditions that YOU are especially equipped to navigate safely and appropriately, but that your DOG is not, like traffic, pedestrians, other dogs, construction, etc.

**This hack should only be used for dogs who have routine ample time to move outside autonomously unrestricted in “dog land” natural environments and conditions. Otherwise their frustration levels could be too high to succeed.*


HOW it works


Dogs are not only exquisitely skilled social animals with the awareness of social signaling and movements of social members baked into their **GENETIC (G)** cookies, they are also evolutionary experts at reading and responding to our human behavior and movements (**G**). So when we get very clear and easy to read in our own behavior in their life with us (**E**), our dogs are primed to put two & two together (**L**).


By establishing a very consistent pattern (see [PPP/The Pattern Hack](#)) specific to distinct conditions, we optimize the **LEARNING (L)** and understanding about the guidelines for safely navigating the modern human world (**E**) together. We demonstrate our reliability as a safe and competent pilot (**E**) with our dog's best interest (**S**) in mind at all times.


HOW to use it

One plane, one pilot = YOU Because of the physics of the situation with you and your dog being so closely connected by the leash, you need to move as one coordinated body moving through space.

 **Fly Right:** Walk with purpose and confidence like you know where you are going. Do not be ambivalent in your movements. Do not be distracted from your primary responsibility of keeping everyone safe and reaching your destination.

 **Maintain flying speed:** If you fly too slowly you will fall out of the sky. You have to maintain a minimum clip to prevent gravity from taking over. This prevents your dog from becoming excessively frustrated, especially when he is new to being your passenger.

 **Secure cockpit:** Do not allow your passenger(s) to fly the plane. It's not safe, as they do not know how to fly the plane. Stay the course, keep your pace, and keep your eyes on the skies ahead.

 **Provide and respond to clear signals:** When everything is cruising along and there are no hazards ahead, allow your passenger to move about the cockpit freely to stretch their LEGS, use the toilet, etc. - use your “seatbelt light” indicator of giving ALL leash slack or NONE. Also, try to be responsive to your dog's eye contact as HIS signal to YOU that he has a need or request.

